



Needle Detection Test Report	Report No.		
	Sample from:		
	Tested by:		
	Test date:		
	No. of Page(s)	1 (incl this page)	

TESTED ITEM	
Item provided by	
Item brand (if any)	
Item code	
Item description	
Size & Dimensions	
Colour	
Number of sampling	
Customer reference	

Item picture




TEST REPORT (FOR GARMENTS)				
Buyer's Needle Detection Requirement		<input type="checkbox"/> 0.8mm ferrous	<input type="checkbox"/> 1.0mm ferrous	<input type="checkbox"/> 1.2mm ferrous
Test	Tested items going through without triggering alarm	Result		Scale-Ranking ⁽¹⁾
1		<input type="checkbox"/> Yes	<input type="checkbox"/> No	
2		<input type="checkbox"/> Yes	<input type="checkbox"/> No	
3		<input type="checkbox"/> Yes	<input type="checkbox"/> No	
4		<input type="checkbox"/> Yes	<input type="checkbox"/> No	
5		<input type="checkbox"/> Yes	<input type="checkbox"/> No	
6		<input type="checkbox"/> Yes	<input type="checkbox"/> No	

* Remark 1: piece by piece detection is applicable to the whole piece of garment only

TEST REPORT (FOR TRIMS OR ACCESSORIES)				
Buyer's Needle Detection Requirement		<input type="checkbox"/> 0.8mm ferrous	<input type="checkbox"/> 1.0mm ferrous	<input type="checkbox"/> 1.2mm ferrous
Test	Tested items going through without triggering alarm	Result		Scale-Ranking ⁽¹⁾
1	piece by piece at 0.8mm sensitivity setting	<input type="checkbox"/> Yes	<input type="checkbox"/> No	
2	In a group of 5 pieces ^(#) at 0.8mm sensitivity setting	<input type="checkbox"/> Yes	<input type="checkbox"/> No	
3	piece by piece at 1.0mm sensitivity setting	<input type="checkbox"/> Yes	<input type="checkbox"/> No	
4	In a group of 5 pieces ^(#) at 1.0mm sensitivity setting	<input type="checkbox"/> Yes	<input type="checkbox"/> No	
5	piece by piece at 1.2mm sensitivity setting	<input type="checkbox"/> Yes	<input type="checkbox"/> No	
6	In a group of 5 pieces ^(#) at 1.2mm sensitivity setting	<input type="checkbox"/> Yes	<input type="checkbox"/> No	

^(#) Remark : Items passing through the needle detector in a group of five pieces are without contact with each other

OVERALL TEST RESULT	PASS / FAIL
----------------------------	--------------------

1-100 SCALE CHART
<p>About 1-100 scale QMAX NF-1 needle detector produces a reading from 1 to 100 each time when an item goes through. This instantaneous reading indicates the magnitude of the ferrous signal produced by the tested item (<i>reading at 26 from picture here right, for instance</i>). For benchmarking, a 1.0mm ferrous test card produces approximately a reading of 90 whereas a 0.8mm ferrous test card produces a reading of 45. As a matter of mathematical fact, the volume of a 0.8mm sphere is only half of a 1.0mm sphere since the volume is now taken into consideration instead of the length.</p> <p>⁽¹⁾ Scale-Ranking is given according to the scale readings. See below:- A-grade if the scale is 1-10 B-grade for 11-20 C-grade for 21-30 D-grade for 31-50 E-grade for 51-98 UNCLASSIFIED if over 99. The lower the reading, the least the ferrous signal. Thus, A-grade means the best result.</p>


OVERALL STATEMENT
<p>This test report is undertaken by HCL Asia Ltd with the QMAX needle detector (model: NF-1). We hereby confirm that the above results are factual and authentic.</p>
<p>.....</p> <p>Signature with company chop Signed by (in block letters) Date signed</p>

DISCLAIMER

The needle detector results can be affected by the trace amount of accumulative non-ferrous substance when too many articles are passing through the needle detector at the same time, or the ferrous signal (product effect) produced by the article due to its shape, design or material. Different needle detector will have some variations in picking the ferrous signal caused by the tested articles.

Copyright © HCL Asia Ltd reserved (20141113)